

# Item code (item)

File: othexp

## Overview

Type: Discrete Valid cases: 11877  
Format: numeric Invalid: 0  
Width: 2  
Decimals: 0  
Range: 1-31

## Questions and instructions

### PRE QUESTION

I would like to ask you about non-food items you (and only you) may have purchased for you or anyone in your household in the past four weeks. Don't include items that were purchased for school.

### LITERAL QUESTION



















Item name

### SOURCE OF INFORMATION

Primary male and female respondent

### CATEGORIES

Value	Category	Cases	
1	Adult clothing	923	<input checked="" type="checkbox"/> 7.8%
2	Clothing for children under 12 (exclude school clothing)	796	<input checked="" type="checkbox"/> 6.7%
3	Fabric or Cloth & Tailored clothes	122	<input checked="" type="checkbox"/> 1.0%
4	Other clothing	162	<input checked="" type="checkbox"/> 1.4%
5	Footwear (not for school)	786	<input checked="" type="checkbox"/> 6.6%
6	Jewelry, watches, bracelets	40	<input checked="" type="checkbox"/> 0.3%
7	Toys	71	<input checked="" type="checkbox"/> 0.6%
8	Haircuts, hair dressing	727	<input checked="" type="checkbox"/> 6.1%
9	Umbrellas, handbags, wallets	129	<input checked="" type="checkbox"/> 1.1%
10	Food outside the home (at restaurants, bars, bought on street)	568	<input checked="" type="checkbox"/> 4.8%
11	Beverages outside home	355	<input checked="" type="checkbox"/> 3.0%
12	Tobacco, cigarettes	115	<input checked="" type="checkbox"/> 1.0%
13	Toilet soap, washing	1154	<input checked="" type="checkbox"/> 9.7%

14	powder, toothpaste, etc.	855	 7.2%
15	Transportation	201	 1.7%
16	Bedding	188	 1.6%
17	Newspapers, books (not for school)	247	 2.1%
18	Kitchen utensils, pots & pans	315	 2.7%
19	Charcoal	1137	 9.6%
20	Kerosene	34	 0.3%
21	Gas	50	 0.4%
22	Other fuel (specify)	2	 0.0%
23	Weddings/engagements (excluding gifts)	713	 6.0%
24	Funerals	356	 3.0%
25	Naming ceremonies	22	 0.2%
26	Circumcision ceremonies	150	 1.3%
27	Other ceremonies (excluding gifts)	46	 0.4%
28	Harambee (non-school)	304	 2.6%
29	Church contributions	1037	 8.7%
30	Vacations/Holidays	242	 2.0%
31	Birthdays	30	 0.3%

warning\_figures\_indicate\_number\_of\_cases\_found

## Imputation and Derivation

### DERIVATION

Item code is created from an item list in the questionnaire.