

What condition did health professional think (hb04)

File: health

Overview

Type: Discrete Valid cases: 573
Format: numeric Invalid: 4215
Width: 2
Decimals: 0
Range: 1-99

Questions and instructions

UNIVERSE

All household members.

LITERAL QUESTION











What condition did the health professional think [NAME] have?

SOURCE OF INFORMATION

Primary female respondent

CATEGORIES

Value	Category	Cases	
1	HIV/AIDS	223	<input type="checkbox"/> 38.9%
2	Asthma	42	<input type="checkbox"/> 7.3%
3	Bilharzia/ Shistosomiasis	0	<input type="checkbox"/> 0.0%
4	Cancer	5	<input type="checkbox"/> 0.9%
5	Diarrhea	0	<input type="checkbox"/> 0.0%
6	Dysentry	1	<input type="checkbox"/> 0.2%
7	Fracture/break	4	<input type="checkbox"/> 0.7%
8	Gnorrhea	0	<input type="checkbox"/> 0.0%
9	Intestinal Parasites	2	<input type="checkbox"/> 0.3%
10	Malaria	4	<input type="checkbox"/> 0.7%
11	Malnutrition (Kwashiorkor/Marasmus)	0	<input type="checkbox"/> 0.0%
12	Measles	0	<input type="checkbox"/> 0.0%
13	Meningitis	2	<input type="checkbox"/> 0.3%
14	Poisoning	0	<input type="checkbox"/> 0.0%
15	Polio	3	<input type="checkbox"/> 0.5%

16	Syphilis	0	 0.0%
17	Tetanus	1	 0.2%
18	Tuberculosis	20	 3.5%
19	Typhoid	7	 1.2%
20	Urinary Infection	3	 0.5%
21	Witchcraft	0	 0.0%
22	Other STD (specify)	0	 0.0%
23	Other illness (specify)	214	 37.3%
24	Other injury (specify)	8	 1.4%
99	Don't know	34	 5.9%
Sysmiss	4215		

warning_figures_indicate_number_of_cases_found