

Day of interview (incdint)

File: income

Overview

Type: Discrete Valid cases: 3807
Format: numeric Invalid: 0
Width: 2 Minimum: 1
Decimals: 0 Maximum: 31
Range: 1-31 Mean: 16.2
Standard deviation: 8.7














Questions and instructions

LITERAL QUESTION

Date of Interview. Day.

CATEGORIES

Value	Category	Cases
1	65	<input type="checkbox"/> 1.7%
2	138	<input type="checkbox"/> 3.6%
3	114	<input type="checkbox"/> 3.0%
4	144	<input type="checkbox"/> 3.8%
5	101	<input type="checkbox"/> 2.7%
6	140	<input type="checkbox"/> 3.7%
7	140	<input type="checkbox"/> 3.7%
8	78	<input type="checkbox"/> 2.0%
9	137	<input type="checkbox"/> 3.6%
10	114	<input type="checkbox"/> 3.0%
11	106	<input type="checkbox"/> 2.8%
12	117	<input type="checkbox"/> 3.1%
13	140	<input type="checkbox"/> 3.7%
14	137	<input type="checkbox"/> 3.6%
15	94	<input type="checkbox"/> 2.5%
16	158	<input type="checkbox"/> 4.2%
17	115	<input type="checkbox"/> 3.0%
18	90	<input type="checkbox"/> 2.4%

19	151	 4.0%
20	145	 3.8%
21	127	 3.3%
22	170	 4.5%
23	104	 2.7%
24	95	 2.5%
25	114	 3.0%
26	188	 4.9%
27	115	 3.0%
28	151	 4.0%
29	134	 3.5%
30	133	 3.5%
31	52	 1.4%

warning_figures_indicate_number_of_cases_found