

What type of business - Code (seb02b)

File: income

Overview

Type: Discrete Valid cases: 352
Format: numeric Invalid: 3455
Width: 2
Decimals: 0
Range: 1-99

Questions and instructions

UNIVERSE

All household members 8 years and older who did non-farm work in a business belonging to the household in the past 7 days.

LITERAL QUESTION

What type of business or self-employment did [NAME] work at in the past 7 days? What kind of trade, industry or business is it connected with? Occupation Code.

POST QUESTION








If more than 1, begin with the one in which the most time is spent.

SOURCE OF INFORMATION

Primary male respondent

CATEGORIES

Value	Category	Cases	
1	Crop farmer	0	<input type="checkbox"/> 0.0%
2	Animal farmer	0	<input type="checkbox"/> 0.0%
3	Housewife	0	<input type="checkbox"/> 0.0%
4	Trader/merchant/salesperson	275	<input type="checkbox"/> 78.1%
5	Transport worker	10	<input type="checkbox"/> 2.8%
6	Construction worker	0	<input type="checkbox"/> 0.0%
7	Teacher/education professional	0	<input type="checkbox"/> 0.0%
8	Health professional/TBA/trad. Healer	1	<input type="checkbox"/> 0.3%
9	Secretary/clerical	0	<input type="checkbox"/> 0.0%
10	Factory worker	0	<input type="checkbox"/> 0.0%
11	Restaurant/bar/hotel	12	<input type="checkbox"/> 3.4%
12	Skilled trades (carpenter, tailor, etc.)	27	<input type="checkbox"/> 7.7%

13	Preacher/pastor	0	 0.0%
14	Village elder	1	 0.3%
15	Domestic worker	0	 0.0%
16	Civil Servant/Government	0	 0.0%
17	Other (specify)	26	 7.4%
88	No activity/unemployed	0	 0.0%
99	Don't Know	0	 0.0%
Sysmiss	3455		

warning_figures_indicate_number_of_cases_found

INTERVIEWER INSTRUCTIONS

As discussed earlier, please write an exact description of the respondent's job. Then select the occupation code that is closest to that job. Do not copy the name of the code in the description column.