

ID code (mj01)

File: income

Overview

Type: Discrete Valid cases: 3795
Format: numeric Invalid: 12
Width: 2
Decimals: 0
Range: 1-16

Questions and instructions

UNIVERSE

All household members 8 years and older.

LITERAL QUESTION

ID Code

POST QUESTION




List the ID codes of all household members 8 years and older.

SOURCE OF INFORMATION

Primary male respondent

CATEGORIES

Value	Category	Cases
1	819	<input type="checkbox"/> 21.6%
2	772	<input type="checkbox"/> 20.3%
3	613	<input type="checkbox"/> 16.2%
4	491	<input type="checkbox"/> 12.9%
5	378	<input type="checkbox"/> 10.0%
6	287	<input type="checkbox"/> 7.6%
7	187	<input type="checkbox"/> 4.9%
8	115	<input type="checkbox"/> 3.0%
9	58	<input type="checkbox"/> 1.5%
10	32	<input type="checkbox"/> 0.8%
11	20	<input type="checkbox"/> 0.5%
12	11	<input type="checkbox"/> 0.3%
13	5	<input type="checkbox"/> 0.1%

14	3	 0.1%
15	3	 0.1%
16	1	 0.0%
Sysmiss	12	

warning_figures_indicate_number_of_cases_found

INTERVIEWER INSTRUCTIONS

Complete Sections E1 and E2 together by following all skip codes, including those to Section E2. You should complete the entire section for one person before moving on to the next person.