

What type of business work at in past year (mj22b)

File: income

Overview

Type: Discrete Valid cases: 51
Format: numeric Invalid: 3756
Width: 2
Decimals: 0
Range: 1-99

Questions and instructions

UNIVERSE

All household members 8 years and older.

LITERAL QUESTION

What type of business or self-employment did [NAME] work at in the past year? What kind of trade, industry or business is it connected with? Occupation Code.

POST QUESTION








If more than 1, use the job in which the most time is spent.

SOURCE OF INFORMATION

Primary male respondent

CATEGORIES

Value	Category	Cases	
1	Crop farmer	0	<input type="checkbox"/> 0.0%
2	Animal farmer	0	<input type="checkbox"/> 0.0%
3	Housewife	0	<input type="checkbox"/> 0.0%
4	Trader/merchant/salesperson	34	<input type="checkbox"/> 66.7%
5	Transport worker	3	<input type="checkbox"/> 5.9%
6	Construction worker	2	<input type="checkbox"/> 3.9%
7	Teacher/education professional	0	<input type="checkbox"/> 0.0%
8	Health professional/TBA/trad. Healer	0	<input type="checkbox"/> 0.0%
9	Secretary/clerical	0	<input type="checkbox"/> 0.0%
10	Factory worker	0	<input type="checkbox"/> 0.0%
11	Restaurant/bar/hotel	0	<input type="checkbox"/> 0.0%
12	Skilled trades (carpenter, tailor, etc.)	8	<input type="checkbox"/> 15.7%

13	Preacher/pastor	0	 0.0%
14	Village elder	0	 0.0%
15	Domestic worker	0	 0.0%
16	Civil Servant/Government	0	 0.0%
17	Other (specify)	4	 7.8%
88	No activity/unemployed	0	 0.0%
99	Don't Know	0	 0.0%
Sysmiss	3756		

warning_figures_indicate_number_of_cases_found