

ID code (sj01)

File: income

Overview

Type: Discrete Valid cases: 3763
Format: numeric Invalid: 44
Width: 2
Decimals: 0
Range: 1-16

Questions and instructions

UNIVERSE

All household members 8 years and older.

LITERAL QUESTION

ID Code

POST QUESTION




Copy ID Codes from last page.

SOURCE OF INFORMATION

Primary male respondent

CATEGORIES

Value	Category	Cases
1	813	<input type="checkbox"/> 21.6%
2	770	<input type="checkbox"/> 20.5%
3	608	<input type="checkbox"/> 16.2%
4	488	<input type="checkbox"/> 13.0%
5	373	<input type="checkbox"/> 9.9%
6	281	<input type="checkbox"/> 7.5%
7	185	<input type="checkbox"/> 4.9%
8	111	<input type="checkbox"/> 2.9%
9	59	<input type="checkbox"/> 1.6%
10	32	<input type="checkbox"/> 0.9%
11	20	<input type="checkbox"/> 0.5%
12	11	<input type="checkbox"/> 0.3%
13	5	<input type="checkbox"/> 0.1%

14	3	 0.1%
15	3	 0.1%
16	1	 0.0%
Sysmiss	44	

warning_figures_indicate_number_of_cases_found