

# Polio 1 vaccination - Day (d11p1)

File: anthrop\_b

## Overview

---

Type: Discrete    Valid cases: 701  
Format: numeric   Invalid: 852  
Width: 2            Minimum: 1  
Decimals: 0        Maximum: 98  
Range: 1-98        Mean: 19.8  
Standard deviation: 19.6

## Questions and instructions

---

### UNIVERSE

All children that are household members and are 12 years or younger.

### PRE QUESTION

COPY VACCINATION DATES (DAY/MONTH/YEAR) FOR EACH VACCINE FROM THE CARD.

### LITERAL QUESTION




















Polio 1. Day.

### SOURCE OF INFORMATION

The primary female respondent

### CATEGORIES

| Value | Category | Cases                         |
|-------|----------|-------------------------------|
| 1     | 13       | <input type="checkbox"/> 1.9% |
| 2     | 24       | <input type="checkbox"/> 3.4% |
| 3     | 34       | <input type="checkbox"/> 4.9% |
| 4     | 17       | <input type="checkbox"/> 2.4% |
| 5     | 24       | <input type="checkbox"/> 3.4% |
| 6     | 19       | <input type="checkbox"/> 2.7% |
| 7     | 23       | <input type="checkbox"/> 3.3% |
| 8     | 17       | <input type="checkbox"/> 2.4% |
| 9     | 18       | <input type="checkbox"/> 2.6% |
| 10    | 18       | <input type="checkbox"/> 2.6% |
| 11    | 24       | <input type="checkbox"/> 3.4% |
| 12    | 20       | <input type="checkbox"/> 2.9% |
| 13    | 22       | <input type="checkbox"/> 3.1% |

|         |     |  |
|---------|-----|--|
| 14      | 37  |  5.3%   |
| 15      | 22  |  3.1%   |
| 16      | 29  |  4.1%   |
| 17      | 16  |  2.3%   |
| 18      | 30  |  4.3%   |
| 19      | 18  |  2.6%   |
| 20      | 16  |  2.3%   |
| 21      | 17  |  2.4%   |
| 22      | 19  |  2.7%   |
| 23      | 25  |  3.6%   |
| 24      | 20  |  2.9%   |
| 25      | 24  |  3.4%   |
| 26      | 22  |  3.1%   |
| 27      | 19  |  2.7%   |
| 28      | 30  |  4.3%  |
| 29      | 17  |  2.4% |
| 30      | 24  |  3.4% |
| 31      | 9   |  1.3% |
| 98      | 34  |  4.9% |
| Sysmiss | 852 |  |

---

warning\_figures\_indicate\_number\_of\_cases\_found