

Polio 3 vaccination - Day (d11p3)

File: anthrop_b

Overview

Type: Discrete Valid cases: 701
Format: numeric Invalid: 852
Width: 2 Minimum: 1
Decimals: 0 Maximum: 98
Range: 1-98 Mean: 25.9
Standard deviation: 28.3

Questions and instructions

UNIVERSE

All children that are household members and are 12 years or younger.

PRE QUESTION

COPY VACCINATION DATES (DAY/MONTH/YEAR) FOR EACH VACCINE FROM THE CARD.

LITERAL QUESTION




















Polio 3. Day.

SOURCE OF INFORMATION

The primary female respondent

CATEGORIES

Value	Category	Cases
1	17	<input type="checkbox"/> 2.4%
2	16	<input type="checkbox"/> 2.3%
3	16	<input type="checkbox"/> 2.3%
4	18	<input type="checkbox"/> 2.6%
5	18	<input type="checkbox"/> 2.6%
6	31	<input type="checkbox"/> 4.4%
7	24	<input type="checkbox"/> 3.4%
8	21	<input type="checkbox"/> 3.0%
9	17	<input type="checkbox"/> 2.4%
10	19	<input type="checkbox"/> 2.7%
11	21	<input type="checkbox"/> 3.0%
12	21	<input type="checkbox"/> 3.0%
13	19	<input type="checkbox"/> 2.7%

14	17	 2.4%
15	26	 3.7%
16	21	 3.0%
17	25	 3.6%
18	22	 3.1%
19	22	 3.1%
20	18	 2.6%
21	30	 4.3%
22	22	 3.1%
23	19	 2.7%
24	19	 2.7%
25	15	 2.1%
26	16	 2.3%
27	25	 3.6%
28	22	 3.1%
29	13	 1.9%
30	14	 2.0%
31	10	 1.4%
98	87	 12.4%
Sysmiss	852	

warning_figures_indicate_number_of_cases_found