

# Measles vaccination - Day (d11m)

File: anthrop\_b

## Overview

---

Type: Discrete    Valid cases: 701  
Format: numeric   Invalid: 852  
Width: 2            Minimum: 1  
Decimals: 0        Maximum: 98  
Range: 1-98        Mean: 31.4  
Standard deviation: 32.6

## Questions and instructions

---

### UNIVERSE

All children that are household members and are 12 years or younger.

### PRE QUESTION

COPY VACCINATION DATES (DAY/MONTH/YEAR) FOR EACH VACCINE FROM THE CARD.

### LITERAL QUESTION




















Measles. Day.

### SOURCE OF INFORMATION

The primary female respondent

### CATEGORIES

Value	Category	Cases
1	7	<input type="checkbox"/> 1.0%
2	17	<input type="checkbox"/> 2.4%
3	14	<input type="checkbox"/> 2.0%
4	15	<input type="checkbox"/> 2.1%
5	22	<input type="checkbox"/> 3.1%
6	24	<input type="checkbox"/> 3.4%
7	16	<input type="checkbox"/> 2.3%
8	24	<input type="checkbox"/> 3.4%
9	14	<input type="checkbox"/> 2.0%
10	23	<input type="checkbox"/> 3.3%
11	25	<input type="checkbox"/> 3.6%
12	18	<input type="checkbox"/> 2.6%
13	8	<input type="checkbox"/> 1.1%

14	22	 3.1%
15	17	 2.4%
16	23	 3.3%
17	15	 2.1%
18	27	 3.9%
19	16	 2.3%
20	17	 2.4%
21	20	 2.9%
22	24	 3.4%
23	12	 1.7%
24	19	 2.7%
25	22	 3.1%
26	10	 1.4%
27	23	 3.3%
28	27	 3.9%
29	18	 2.6%
30	21	 3.0%
31	12	 1.7%
98	129	 18.4%
Sysmiss	852	

---

warning\_figures\_indicate\_number\_of\_cases\_found