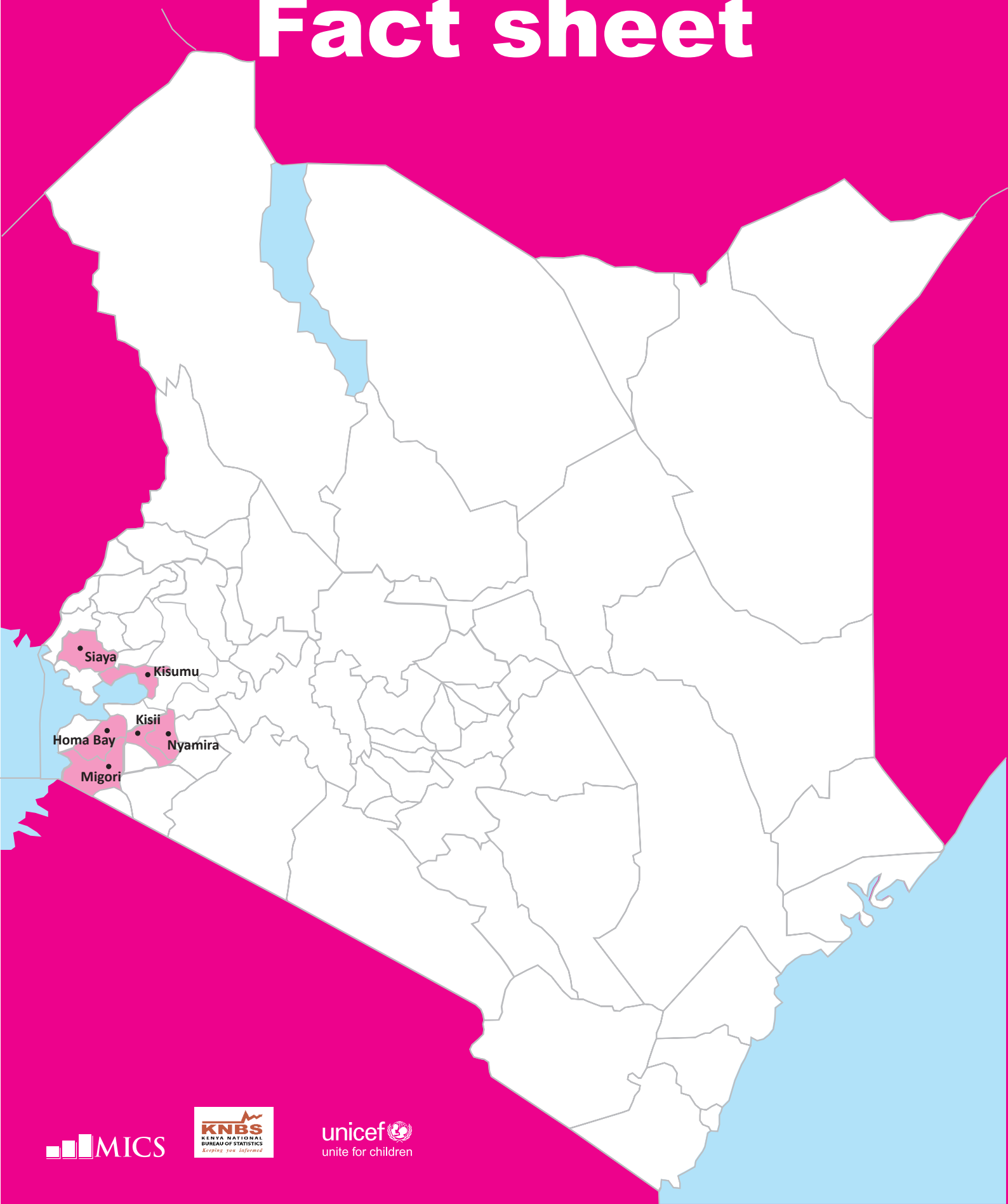


Nyanza

Situation of Children and Women

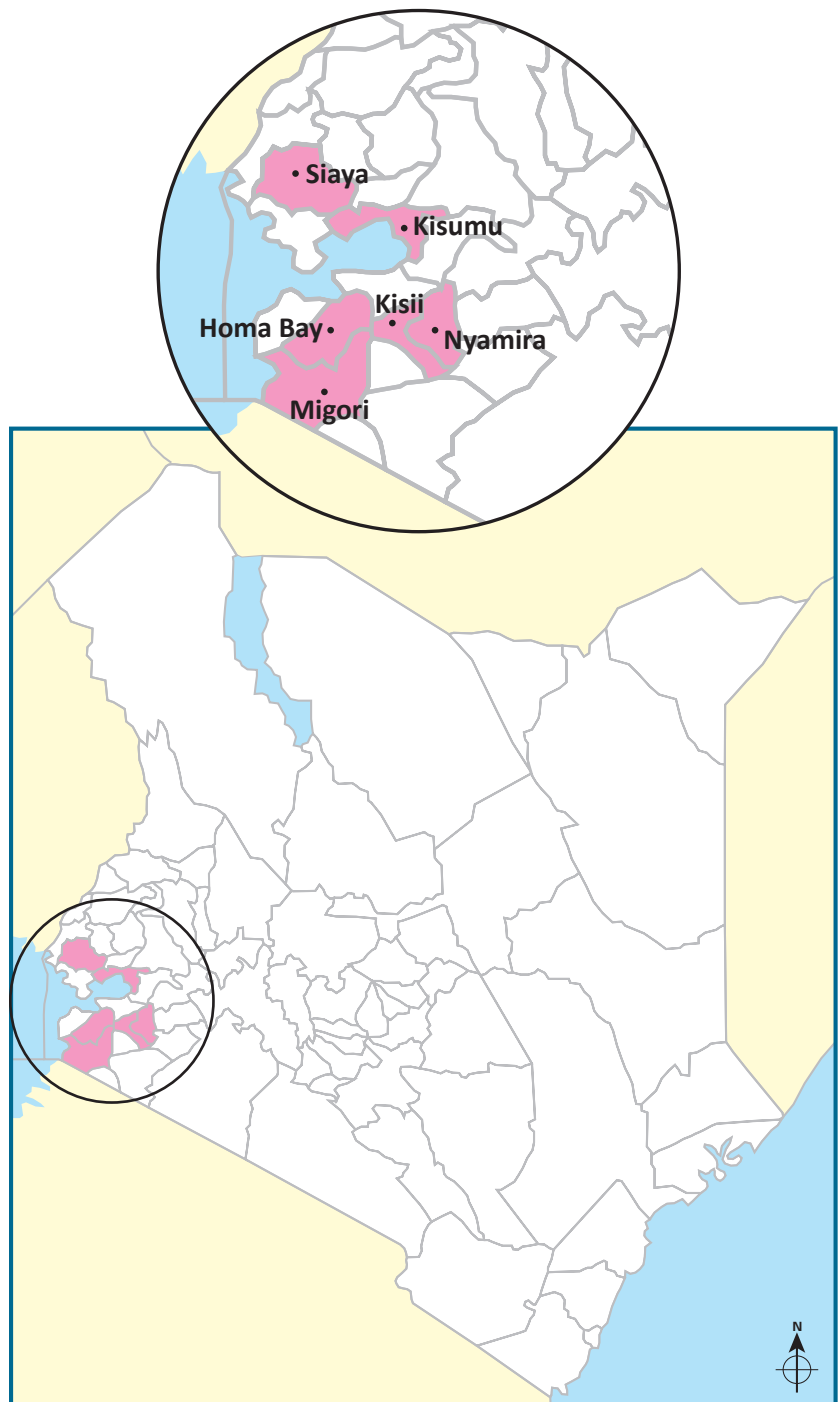
Fact sheet



Nyanza has 6 out of the 47 counties of Kenya

Homa Bay
Kisii
Kisumu
Migori
Nyamira
Siaya

- These highlights are based on the Multiple indicator cluster survey (MICS) conducted in Nyanza province from August 2011 to December 2011 as part of the fourth round of MICS.
- **According to the 2009 census results, Siaya, Kisumu, Homa Bay, Migori, Kisii, Nyamira, had 833984, 952828, 955203, 907743, 1142032, 592324 inhabitants respectively.**
- According to the 2011 Nyanza MICS, on average a woman in Nyanza province will give birth to 4.9 children during her lifetime.



Nyanza Province MICS: Situation of Children and Women

- The social pillar of the Kenya vision 2030 enunciates the transformation of the Kenyan society in seven key social sectors: Education and Training; Water and Sanitation, the Environment; Housing and Urbanisation; Gender, Youth, Sports and Culture; Equity and Poverty Reduction.
- **Additionally Kenya is tracking progress towards the Millennium Development Goals (MDGs) targets which largely mirror development aspirations as set out in the Vision 2030 document. This is especially true for women and children.**
- The 2011 Nyanza MICS report tracks progress on the situation of the women and children in the areas of health, housing, education, water and sanitation, information and protection from violence, etc.
- **This provincial level summary information highlights important milestones that have been achieved in the area of women and children. The booklet also highlights areas that have recorded little or no progress.**

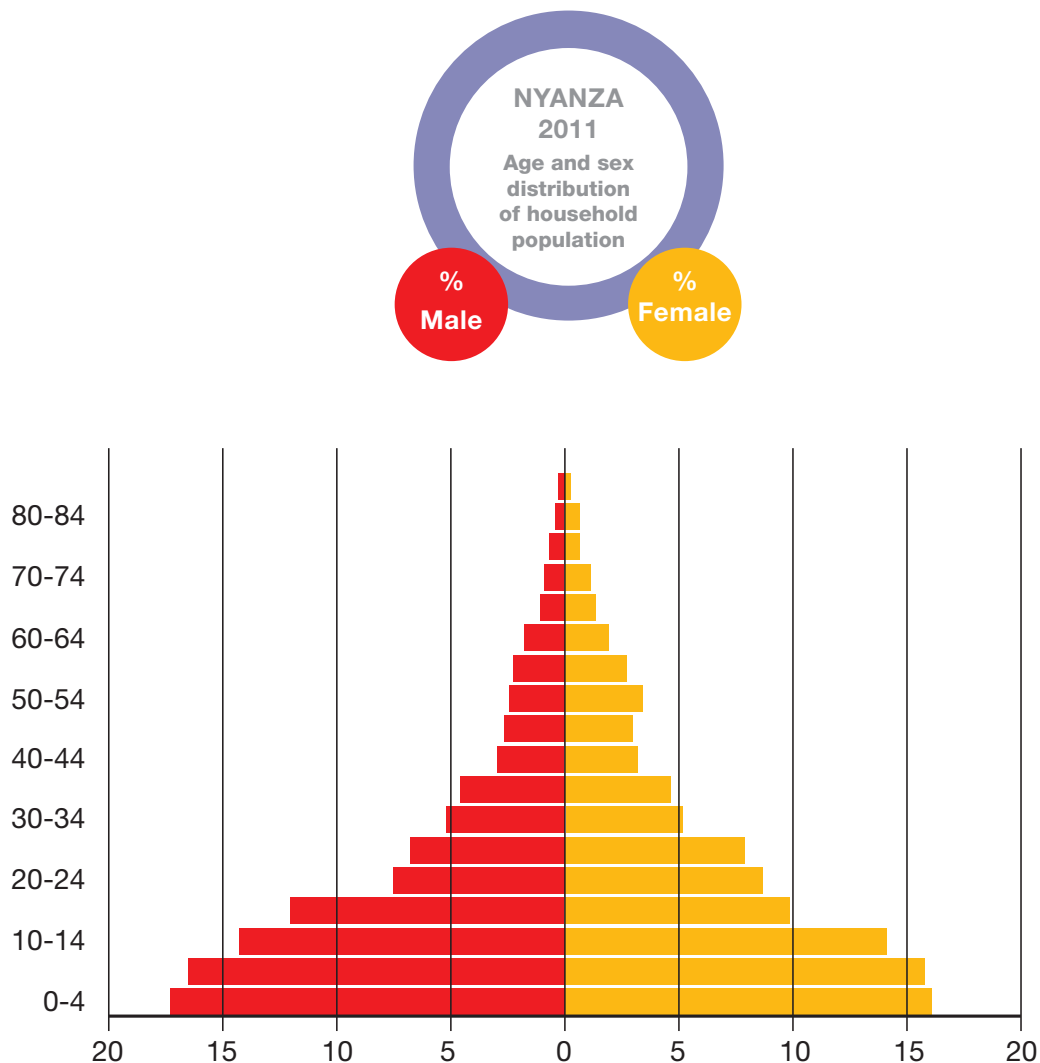
Out of a sample of 7500 households, 6994 households were occupied during the survey and 6828 household were interviewed with a response rate of 97.6%. Within those interviewed households, 6581 eligible women (aged 15-49 years of age) were identified. Among these, 5908 women were interviewed yielding a response rate of 89.9%. A total of 5157 under-five children were identified and questionnaires were completed for 5045 children giving a response rate of 97.8%.

The average household size was 4.5 persons per household.

About 66% of the women aged 15-49 years were currently married or in union and 81% had given birth at least once in their lifetime. Nearly 7% had never been to school and 64% had primary education.

Nyanza Province: Situation of Children and Women

- **Seventy nine per cent of the population in the sampled households in Nyanza Province were less than 35 years old.**
- The population older than 55 years account for less than 6% of the population.
- **There is a high dependency ratio, children less than 17 years constituted 47% of the population.**
- There is a huge out migration of young people aged over 20 years possibly to seek for jobs outside Nyanza.



Nyanza Province:

Child health and mortality findings

Children under five years of age in developing countries are ten times more likely to die than children in developed countries. The Millennium Development Goals (MDG 4) calls for reduction of infant mortality rate (IMR) and under-five mortality rate (U5MR) by two-thirds between 1990 and 2015.

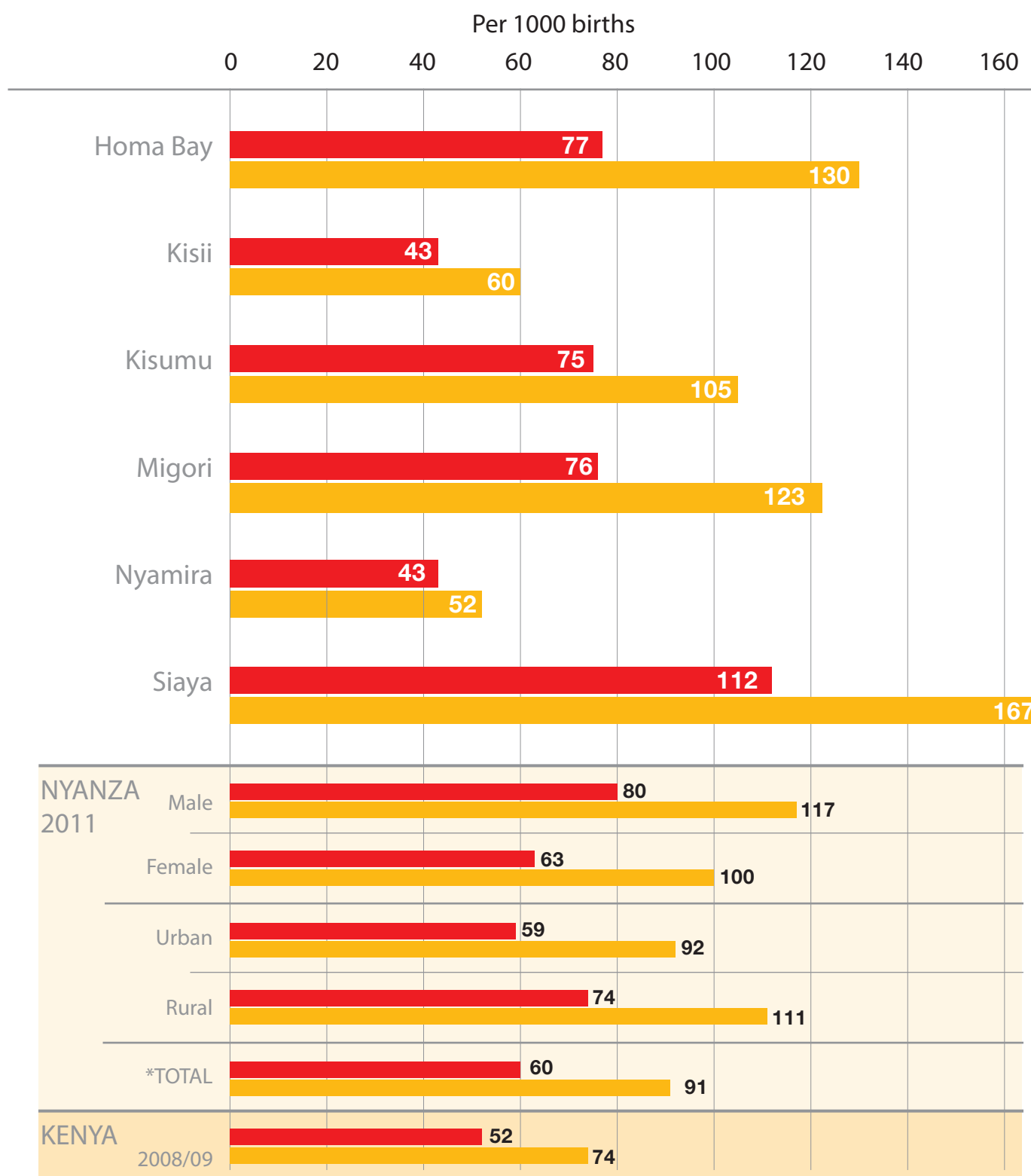
- **According to the 2011 survey findings, the under-five mortality rate in Nyanza is 91 per 1000 live births for the five years period preceding survey. Kenya's under-five mortality rate was 74 children per 1000 live births (KDHS 2008-09).**
- Under-five mortality ranges from 52 per 1000 live births in Nyamira county to 167 per 1000 live births in Siaya county for the ten year period preceding the MICS survey.
- **The Infant mortality rate (IMR) in Nyanza is 60 per 1000 live births for the five years period preceding the survey. Infant mortality rate among counties ranges from 43 per 1000 live births in Kisii and Nyamira Counties to 112 per 1000 live births in Siaya County for the ten years period preceding the survey.**

Did you know ...

The under five mortality rate in Siaya County is 3 times the under five mortality in Kisii County and double the national under five mortality rate.



Nyanza Province: Child Mortality Rates



■ Infant Mortality Rate
■ Under five Mortality Rate

*Total and Kenya (DHS) mortality rates are based on 5 year periods preceding the survey. All other mortality rates based on 10 year periods preceding the survey.

Nyanza Province: Child Nutrition



Did you
know ...

That only
36%
of children
aged below 5
months were
exclusively
breastfed.

- **Malnutrition causes more than half of all child deaths worldwide. Undernourished children are more likely to die from common childhood illnesses and those who survive fall sick frequently and have poor growth.**
- Evidence has demonstrated that exclusive breastfeeding for the first six months is the optimal way of feeding infants. In Nyanza only 36% of children below the age of 5 months were exclusively breastfed. The national figure for exclusive breastfeeding for the first six months was 32% (KDHS 2008-09).
- **Globally up to one third of children under the age of five years have vitamin A deficiency and are at great risk of blindness and illness especially from measles and diarrhea. WHO advocates for routine administration of vitamin A in countries with vitamin A deficiency.**
- In Nyanza, 47 out of every 100 children received vitamin A supplementation during the 6 months preceding the survey. Nationally only 30 in every 100 children received vitamin A supplementation in 2009 (KDHS 2008-09).

Selected breastfeeding practices in Nyanza



41.2%

Early initiation of
breastfeeding (within 1
hour of birth)



35.8%

Exclusive breastfeeding for
children under 6 months



56.7%

Appropriate complimentary
feeding for 6-8 months

Breastfeeding for the first few years of life protects children from infection, provides an ideal source of nutrients and is economical and safe.

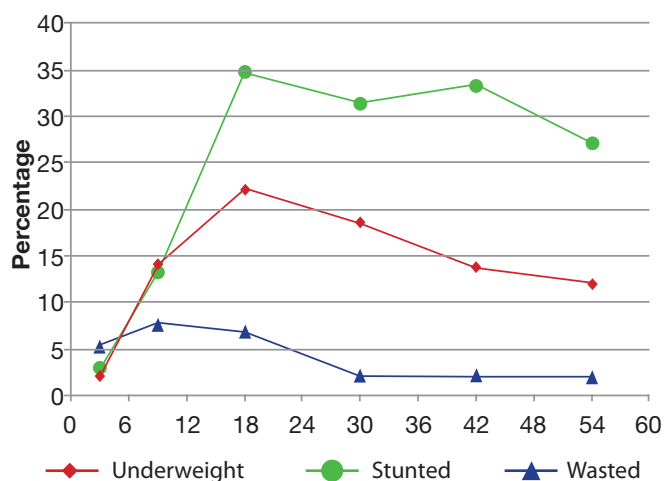
WHO and UNICEF recommend:

- Breastfeeding within one hour of birth.
- Exclusively breastfeeding for the first six months
- Feeding safe, appropriate and adequate complementary foods after 6 months
- Feeding complementary food two times a day for 6-8 month olds and three times a day for 9-11 month olds.
- Continued breastfeeding for two years or more

Nyanza Province: Child Nutrition

- Based on the new WHO standards, 15 per cent of children under-five years old in Nyanza Province are severely or moderately under-weight and a much higher proportion are stunted (27 per cent). Stunting is a reflection of chronic malnutrition as a result of failure to receive adequate nutrition over a long period and recurrent or chronic illness.
- In Nyanza province only three out of five (59 per cent) children under 5 years are reportedly weighed at the time of birth and the low birth weight prevalence is at 5 per cent.
- In 88 per cent of the sampled households the cooking salt was tested for its iodine content and of those, 87 per cent were found to have adequate iodine content (15ppm or more).

Per cent of children under age 5 who are underweight, stunted and wasted, Nyanza, Kenya, 2011

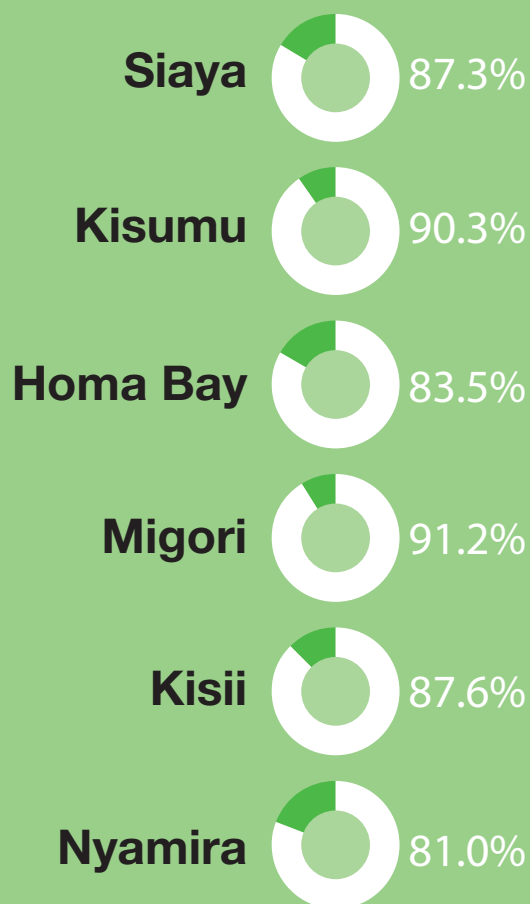


Did you know ...

that
27%
of children
aged
below
5 are
stunted.



Per cent distribution of households consumption of iodized salt by county



Did you know ...

**ONLY
35%**

of children with
diarrhea received the
recommended oral
rehydration solutions.



Nyanza Province: Child Health

- **Malaria is a leading cause of morbidity and mortality especially in children under the age of five years. One of the key interventions of the National Malaria Control Strategy is the use of insecticide treated bed nets (ITN).**
- Nearly 91 per cent of households have atleast one ITN. Net possession is high (greater than 90%) in all counties, and across all households irrespective of wealth quintiles.
- **About 81 per cent of children under five years sleep under a mosquito net in Nyanza. The national average for children sleeping under mosquito nets is 51% (KDHS 2008-09).**
- The proportion of pregnant women who reported sleeping under a treated net the previous night of the survey was 77 per cent.
- **Only 35% of children with diarrhea in Nyanza received recommended oral rehydration solution.**

Nyanza Province: Maternal Health

- The Millennium Development Goal number 5 is on the reduction by three quarters the maternal mortality. Skilled attendance at birth is considered to be the single most critical intervention for ensuring safe motherhood.
- **The national maternal mortality rate is 488 deaths per 100,000 live births (KDHS 2008-09).**
- In Nyanza, 91% of women received antenatal care by skilled personnel. The national average for women receiving antenatal care by skilled personnel is 92% (KDHS 2008-09).
- **However, only 56% of women had births attended by skilled birth attendants in Nyanza, with variations across counties and area of residence (urban versus rural). The national average for skilled attendance at birth is 43% (KDHS 2008-09).**
- 50% of women aged 15-49 years with a live birth in the last 2 years received at least two doses of tetanus toxoid during the last pregnancy in Nyanza. Nationally the proportion of pregnant women receiving at least two doses of tetanus toxoid was 55% (KDHS

Did you know ...

The national maternal mortality rate is still high at

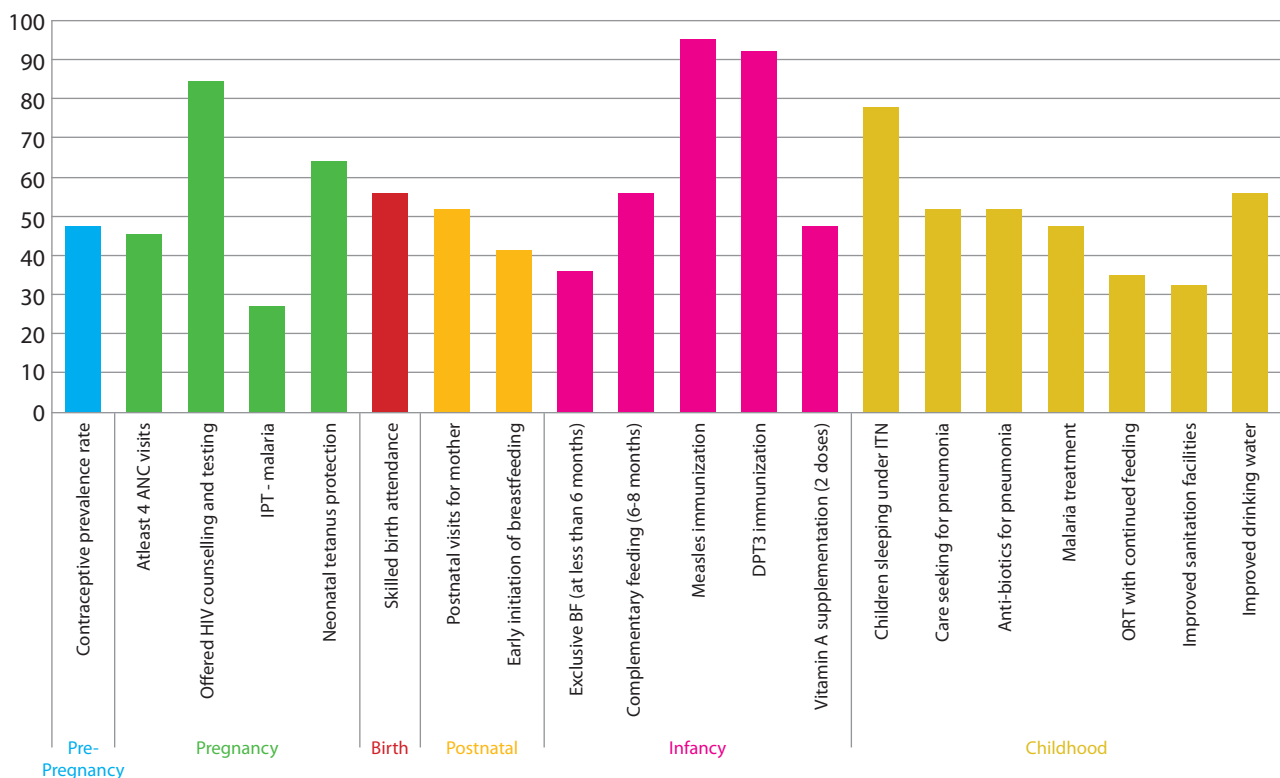
488
maternal
deaths
for every
100,000 live
births.

2008-09).

The “continuum of care” approach promotes cost effective interventions on care for mothers and children from (pre)pregnancy, birth and post-neonatal period to childhood. On the other hand it also promotes and monitors the care for mothers and children from community level care to clinical care

Nyanza Province: Continuum of care

Coverage of interventions across the continuum of care, Nyanza, 2011



Following the logic of continuum of care, one out of two women have access to and use modern contraceptive method.

Prevention of maternal and neonatal tetanus is by ensuring that all pregnant women receive at least two doses of tetanus toxoid vaccine. In Nyanza Province almost two out of three (64%) women had received protection against tetanus with differences between women from urban and rural areas, and across the 6 counties.

Fifty six per cent of pregnant women were assisted by a skilled attendant during delivery but less than half of all babies (36%) aged 0 to 5 months were exclusively breast fed

Pneumonia is the leading cause of death in children. About 9% of under-five children were reported to have had the symptoms of pneumonia and 51% of them were taken to an appropriate health facility. About half of children under five years with suspected pneumonia received antibiotics in the two weeks preceding survey.

Nyanza Province: Child Education

- Millennium Development Goal number 2 is on achievement of universal primary education.
- **The gender parity index is 1.03 and 1.02 in primary school and secondary school in Nyanza respectively.**
- 89 % of pupils starting grade one reach grade 8 in Nyanza province.
- **The transition rate to secondary school is 63 per cent.**

Did you know ...

That

89%

of pupils starting grade one reach grade eight in Nyanza.



25

per cent of children of secondary school age are attending secondary school or higher level

79

per cent of children of primary school age are attending primary or secondary school

21

per cent of children of primary school entry age entering grade 1

77

per cent of children who attended pre-school in the previous year are attending first grade of primary school

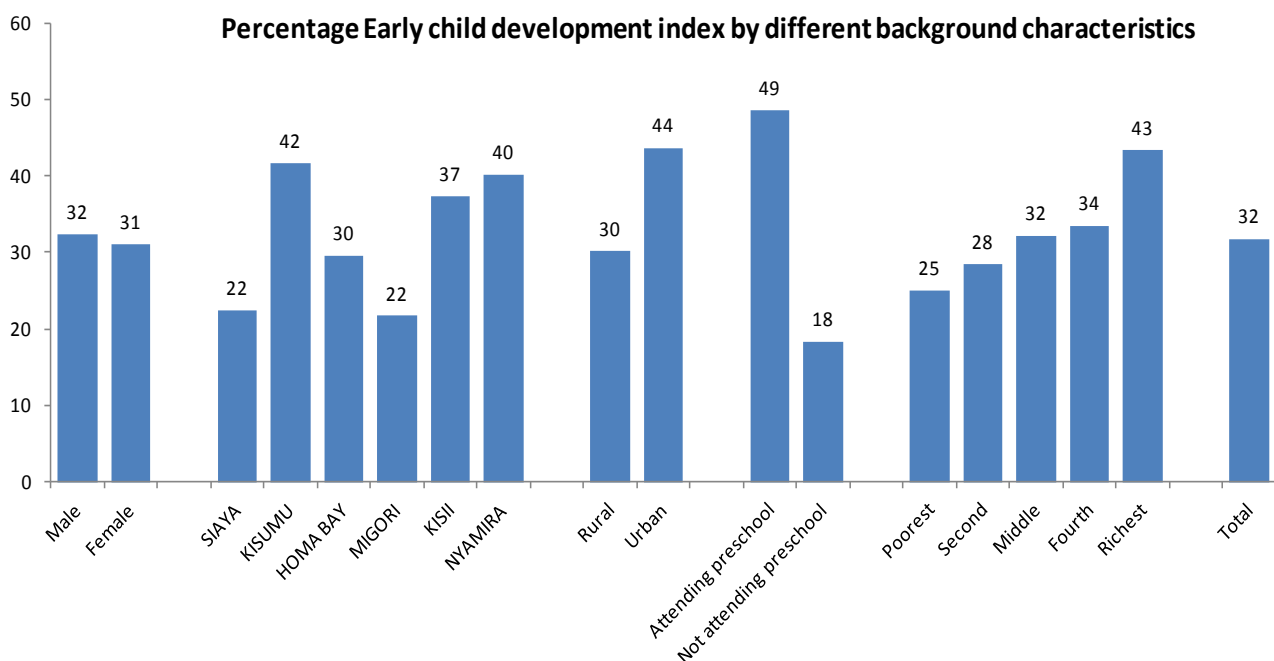

Nyanza Province: Child Development

Attendance in early childhood education is critical in preparing children for formal schooling. Children participating in such programmes tend to be more successful later in school. They are also socially and emotionally more competent and demonstrate better intellectual and physical development than those children who miss such programmes.

Early Child Development Index (ECDI) is based on four domains; literacy - numeracy; physical; social-emotional and learning.

The 2011 Nyanza MICS indicates that ECDI is higher among children attending pre-schools (49%) than those who do not (18%).

About 43% of children from the richest households are developmentally on track while only 25% from the poorest households are developmentally on track.



Nyanza Province: Literacy among young women

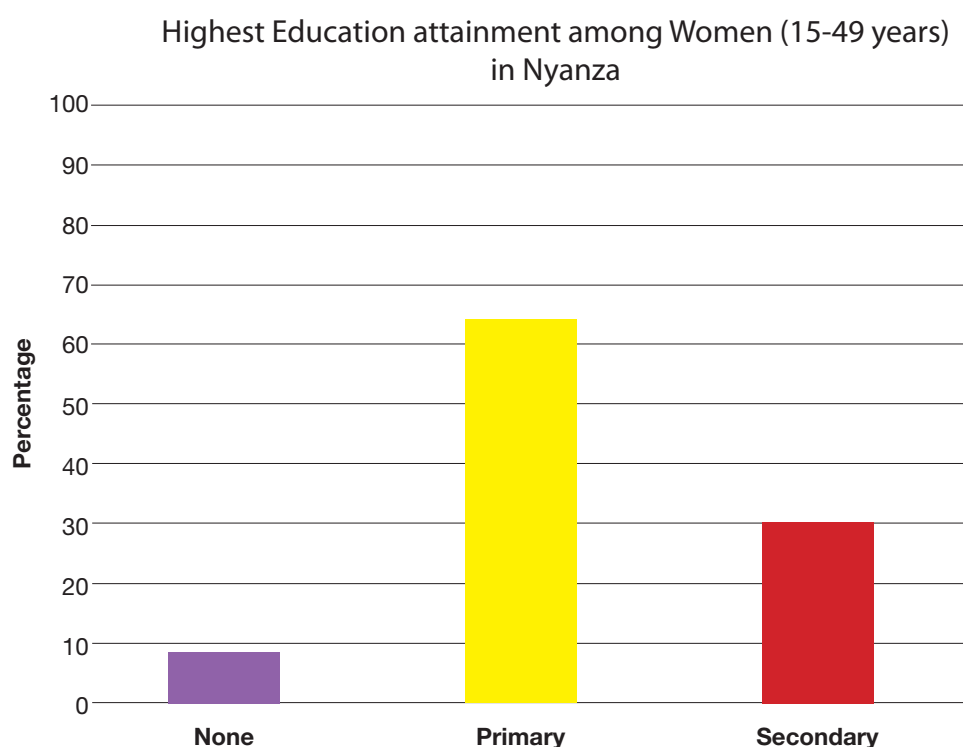
- **The literacy rate for women between ages of 15 and 24 in Nyanza is 86%. The national literacy rate for women in this age group is > 90% (KDHS 2008-09).**
- Accurate knowledge of HIV transmission and HIV prevention strategies are paramount in reducing HIV transmission.
- **In Nyanza only 53% of women between the ages of 15 and 49 years have comprehensive knowledge on HIV/AIDS prevention and misconceptions.**

Did you know ...

That

86%

of women between ages 15 and 24 in Nyanza can read and write.



Summary of Education indicators

Indicators	Provincial average
Literacy rate among young women (15-24)	85.6%
School readiness (attending first grade who attended preschool during previous year)	76.8%
Net intake rate in primary education (children of primary school entry age entering grade 1)	21.0%
Gender parity index (primary school)	1.03
Gender parity index (secondary school)	1.02
Primary school net attendance ratio (adjusted)	78.9%
Secondary school net attendance ratio (adjusted)	25.3%
Children reaching last grade of primary	89.1%
Primary completion rate	76.5%
Transition rate to secondary school	62.8%

Nyanza Province:

Water and sanitation

- **Increasing access to improved drinking water is one of the Millennium Development Goals. Improved water sources include piped water into dwelling, public tap, tube well, bore hole, protected dug well and rain water. In Kenya more than a third of all households get water from non-improved sources (KDHS 2008-09).**
- In Nyanza region only 48 out of every 100 household members are using an improved water source. Among populations from the richest households, 64 per cent are using an improved source of drinking water, compared to 38 per cent among the poorest household members.

Did you know ...

that less than

1/2

of all household members
in Nyanza have access to an
improved water source.



Nyanza Province: Water and sanitation

- A household is classified to have an improved sanitation facility if the toilet is only used by members of one household and if the facility separates the waste from human contact.
- **33% of all household members in Nyanza have improved sanitation facilities. Nationally only 23% of household members have access to improved sanitation (KDHS 2008-09).**

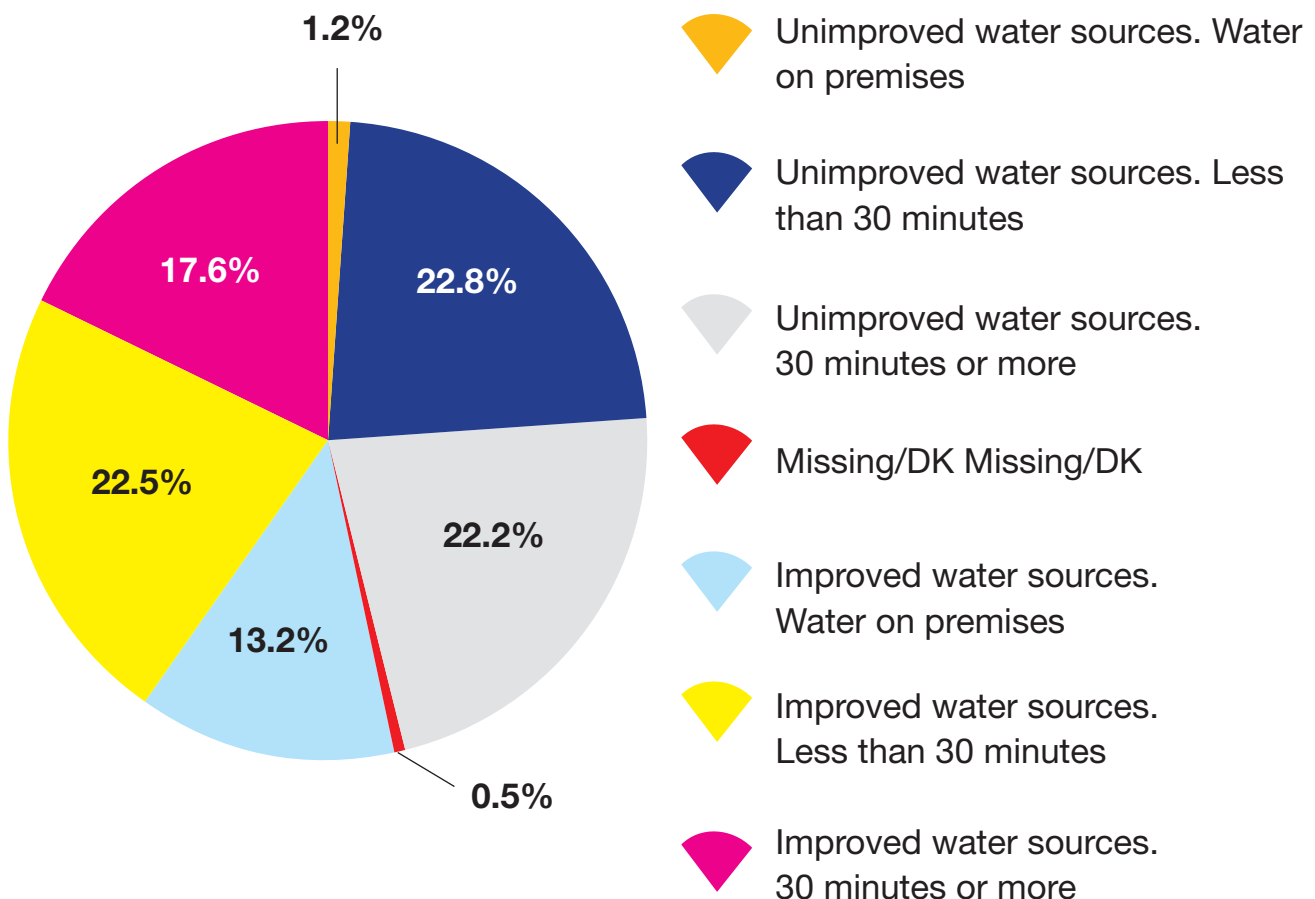
Did you know ...

ONLY a

third

of household members in Nyanza have improved sanitation facilities.

Time to source of drinking water,
Nyanza Province, Kenya, 2011



Nyanza Province: Solid fuels use

- **Solid fuels can lead to high levels of indoor smoke and other pollutants which have been linked to respiratory diseases.**
- In Nyanza 97% of the households use solid fuels. i.e. 99% of all rural households and 85% of all urban households.
- **Nationally only 48% of all households use solid fuels (KDHS 2008-09).**

Did you know ...

99%

of all rural households in Nyanza use solid fuels.



Source: Global asthma report 2011 - http://www.globalasthma-report.org/sites/default/files/Global_Asthma_Report_2011.pdf

Nyanza Province: Child Protection

- 18 % of children in Nyanza are orphaned. Orphanhood ranges from 11 % in Migori to 25% in Homa Bay.
- **51% of children in Nyanza are involved in child labor**
- Only 53% of children aged below 5 years in Nyanza have their births registered. The national average for birth registration of children below 5 years is 60%.
- **Birth registration in urban areas is 66% while in rural areas it is 51%.**



Did you know ...
that only

53%

of all children aged
below 5 years in
Nyanza have their
births registered.



Siaya

50.2%



Kisumu

53.4%



Homa Bay

49.9%



Migori

52.4%



Kisii

56.2%



Nyamira

53.1%

County



Rural

50.8%



Urban

66.2%

Residence



Total

52.7%

All

Nyanza Province: Female genital mutilation/cutting

Did you know ...

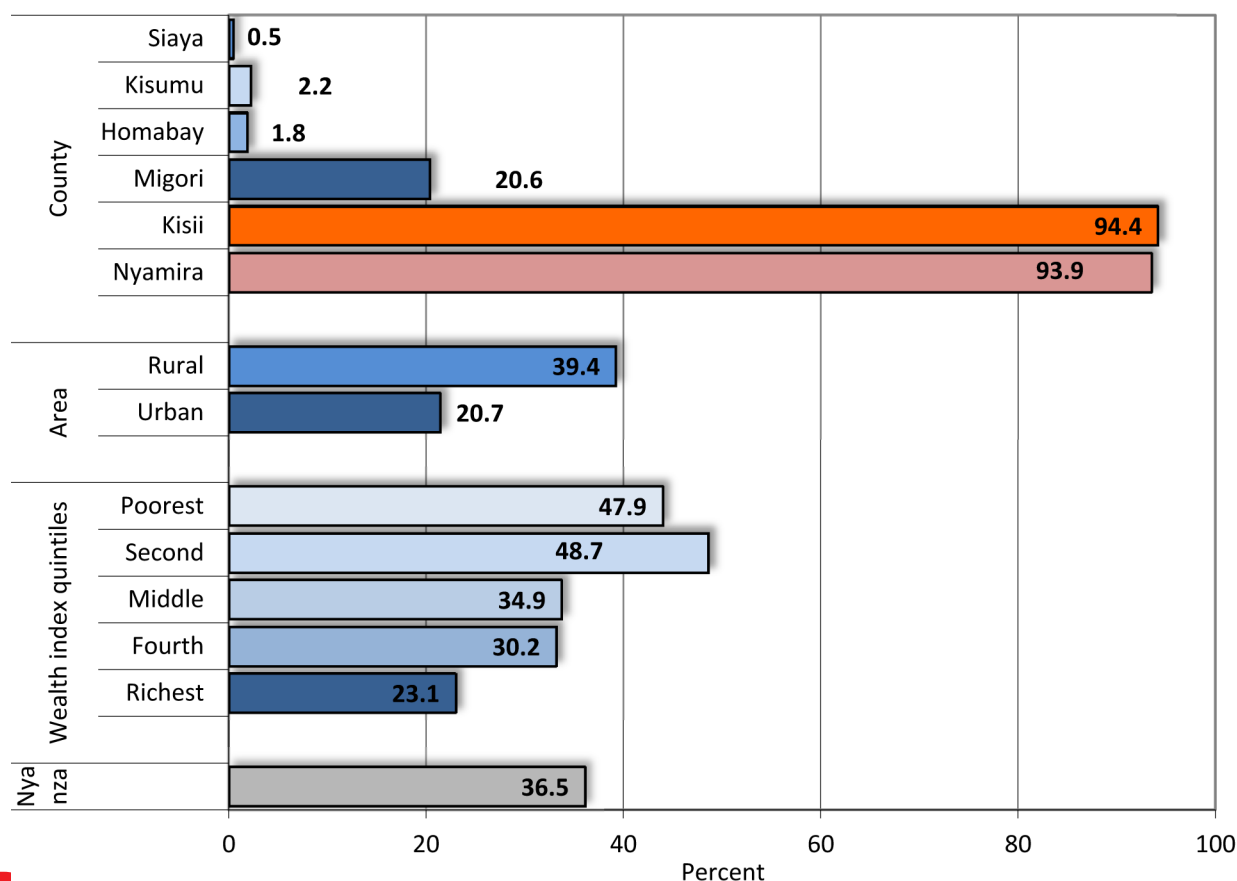
That over

90%

of all women aged between 15 and 49 years in Kisii and Nyamira counties have undergone FGM/C.



Percentage distribution of women age 15-49 years by
FGM/C status, Nyanza Province, Kenya, 2011



HIV/AIDS, Sexual Behaviour

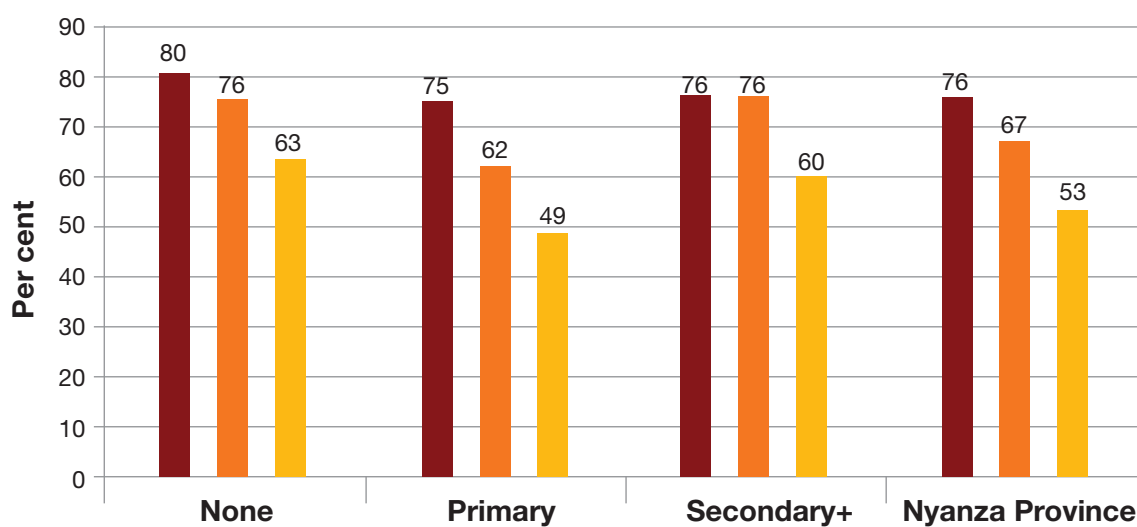
Almost 99% of all new HIV/AIDS infections are through-unsafe sex with multiple partners, increased casual sex, and low condom use.

According to the Nyanza province MICS results, almost all of the interviewed women (99.7 per cent) have heard of HIV/AIDS. However, only seven in ten women know of all three main ways of preventing HIV transmission. Eighty nine per cent of women know that having one faithful uninfected sex partner, 82 per cent know

that using a condom every time, and 85 per cent know that abstaining from sex can prevent HIV transmission.

The Nyanza MICS survey results show that more than nine out of ten women (15-49 years) know that HIV can be transmitted from the mother to her unborn child. Three out of four women who attended antenatal care received HIV counseling, were offered an HIV test, accepted and received the results.

Knowledge of HIV/AIDS transmission of women aged 15-49 years by level of education, Nyanza Province 2011



- Knows 2 ways to prevent HIV
- Reject the two most common misconceptions
- Have comprehensive knowledge on HIV

MICS selected indicators list

Household Questionnaire	Questionnaire for Individual Women (age 15-19 years)	Questionnaire for Children Under Five
Household Information Panel	Women's Information Panel	Under-Five Child Information Panel
Household Listing Form	Child Mortality	Birth Registration and Early Learning
Education	Birth History	Child Development
Water and Sanitation	Tetanus Toxoid	Vitamin A
Household Characteristics	Maternal and New born Health	Breastfeeding
Indoor Residual Spraying	Marriage / Union	Care of Illness
Insecticide Treated Nets	Contraception	Malaria
Orphaned and Vulnerable Children	Female Genital Mutilation/ Cutting	Immunization
Child Labour	Attitudes Towards Domestic Violence	Anthropometry
Child Discipline	Sexual Behaviour	
Disability	HIV/AIDS	
Handwashing	Illness symptoms	
Salt Iodization		





Source of information

Kenya National Bureau of Statistics. 2013. Nyanza Province Multiple Indicator Cluster Survey 2011, Final Report. Nairobi, Kenya: Kenya National Bureau of Statistics

UNESCO National Education Sector Support Strategy (UNESS) for the Republic of Kenya 2010-2011

Kenya National Bureau of Statistics (KNBS) and ICF Macro. 2010. Kenya Demographic and Health Survey 2008-09. Calverton, Maryland: KNBS and ICF Macro